

# Comprehensive Guide to Rentista Temporary Residency in Argentina

Welcome to your comprehensive guide for obtaining Rentista temporary residency in Argentina. This presentation outlines the step-by-step process, eligibility requirements, and professional support services available through BBI Argentina to ensure a smooth transition to your new life in this vibrant South American nation.

From document preparation to final approval, we'll walk you through each stage of becoming a legal resident using the Rentista pathway, which allows you to live in Argentina based on your passive income from abroad.

 **by Nadia Binesh**



# Overview of Rentista Residency



## 1-Year Validity

Initial residency valid for one year with renewable options and professional renewal assistance



## Minimum Stay Requirement

Must remain in Argentina for at least 183 days per year with careful compliance tracking



## In-Country Application

Must be physically present in Argentina to apply, with full process management available



## No Work Permit





Does not include authorization to work; separate work visa options available with professional guidance

The Rentista residency is ideal for retirees, digital nomads with passive income, and investors who want to experience Argentina's rich culture and lifestyle without local employment.





# Benefits of Rentista Residency

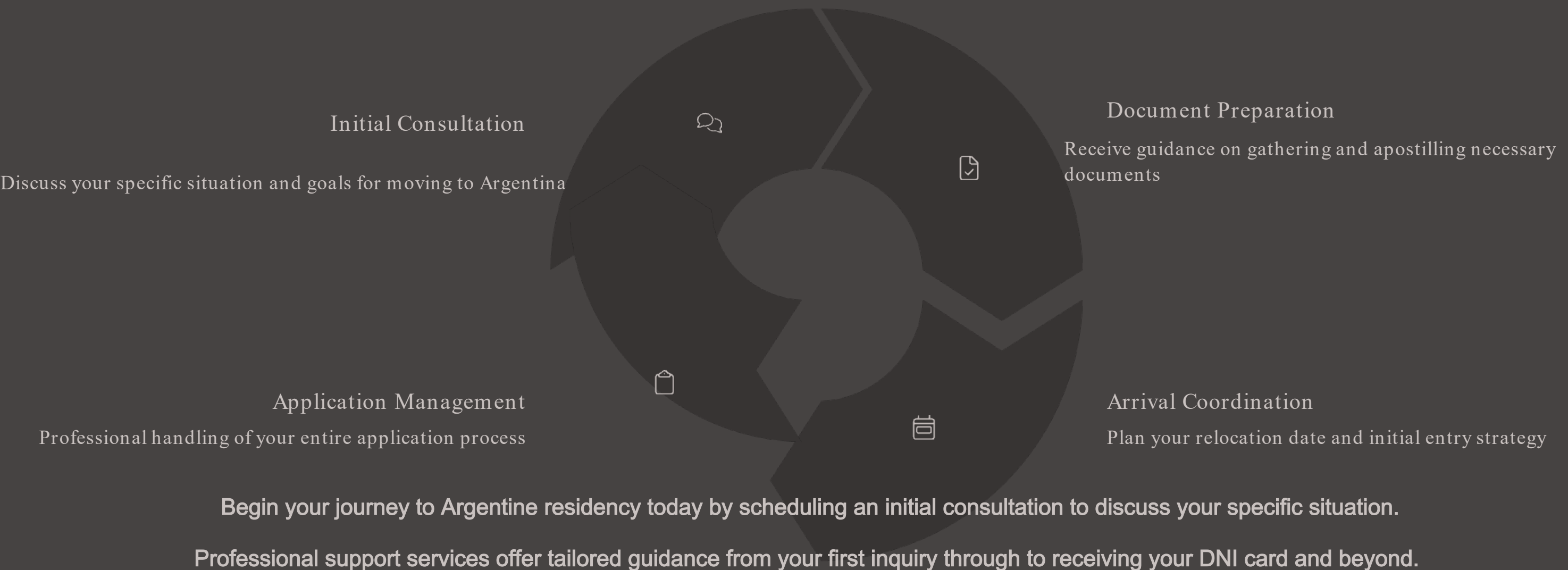
	<div>Path to Permanent Residency</div> <div>After 3 years, eligibility for permanent status</div>
	<div>Healthcare Access</div> <div>Eligibility for public healthcare system</div>
	<div>Education Rights</div> <div>Access to free public education</div>
	<div>Property Rights</div> <div>Legal ability to purchase real estate</div>

The Rentista residency offers significant lifestyle benefits beyond legal status. Residents enjoy Argentina's vibrant culture, world-class cuisine, and relatively low cost of living compared to North America and Europe. The country's diverse geography offers everything from cosmopolitan city life to stunning natural landscapes.

Additionally, residency provides a stable base for exploring neighboring South American countries, with easier border crossings and longer permitted stays in some Mercosur nations.



# Getting Started





# Eligibility Requirements

## Financial Requirements

You must demonstrate stable passive income of at least 5 times Argentina's minimum wage (approximately \$ 1.5M ARS per year) or approximately \$ 1,500 USD. This can come from investments, pensions, rental properties, or other non-employment sources.

All funds must be transferred through officially approved banking channels that comply with Argentine financial regulations to ensure transparency and verification.

## Presence Requirements

Physical presence in Argentina is mandatory for application submission. You cannot apply for this visa from abroad, making timing and coordination essential for a successful application.

After obtaining temporary residency, maintaining legal status requires staying in Argentina for at least 183 days each year. This residency category is designed for those genuinely intending to live in Argentina, not just visit occasionally.

# Required Documentation

## Identification Documents

- Valid passport with at least 6 months validity remaining
- Criminal record certificate from country of residence and Argentina
- Recent passport-sized photographs (white background)

## Financial Documentation

- Proof of income source (investments, pensions, etc.)
- Bank statements showing consistent income
- Verification of international transfer capabilities

## Legal Requirements

- Apostilled criminal record certificate from all countries of residence in the past 5 years
- Apostilled police clearance from home country
- Apostilled passport
- Entry stamp or proof of legal entry into Argentina
- All required financial documents have to be apostilled in country of origin

All documents not in Spanish require certified translations by an Argentine translator. Apostilles must be from countries that are signatories to the Hague Convention.



# Application Process: Pre-Arrival Phase

## Initial Consultation

Begin with a comprehensive consultation to assess eligibility, discuss timeline expectations, and create a personalized application strategy tailored to your specific circumstances.

## Document Preparation

Gather and prepare all required documents in your home country. This includes obtaining apostilles for your birth certificate and criminal records, collecting financial proof, and ensuring your passport has sufficient validity.

## Financial Verification

Establish the proper channels for demonstrating your passive income, ensuring it meets current threshold requirements and can be properly documented for Argentine immigration authorities.

Proper preparation before arrival is crucial for a smooth application process. Ensuring all documents are correctly apostilled and organized will save significant time once you're in Argentina.





# Application Process: Arrival Phase



## Arrival in Argentina

Enter Argentina as a tourist and receive a welcome orientation to understand next steps and immediate priorities.



## RADEX Account Setup

Create your official RADEX (Residency Application) digital account with assistance to ensure proper registration.



## Document Submission

Upload all required documentation to the RADEX platform and complete initial government fee payments.



## Appointment Scheduling

Secure your biometrics and interview appointments with immigration authorities.

The arrival phase typically takes 1-2 weeks to complete all initial submissions. Professional assistance ensures proper document uploads and appointment scheduling to avoid common delays.



# Application Process: Government Processing

1

## Initial Review

Immigration officials review submitted documentation for completeness and accuracy.

2

## Biometrics Collection

Attend appointment for fingerprints, photos, and signature collection.

3

## Precarious Residency

Receive temporary status while final decision is pending.

4

## Case Resolution

Final review and decision on your residency application.

During this phase, which typically lasts 1-4 months, you'll receive a precarious residency certificate that allows you to remain legally in Argentina while your case is processed. This document also enables you to begin settling in, and conduct basic activities.

Professional support services include regular status checks, responding to any government requests for additional information, and keeping you informed throughout the waiting period.

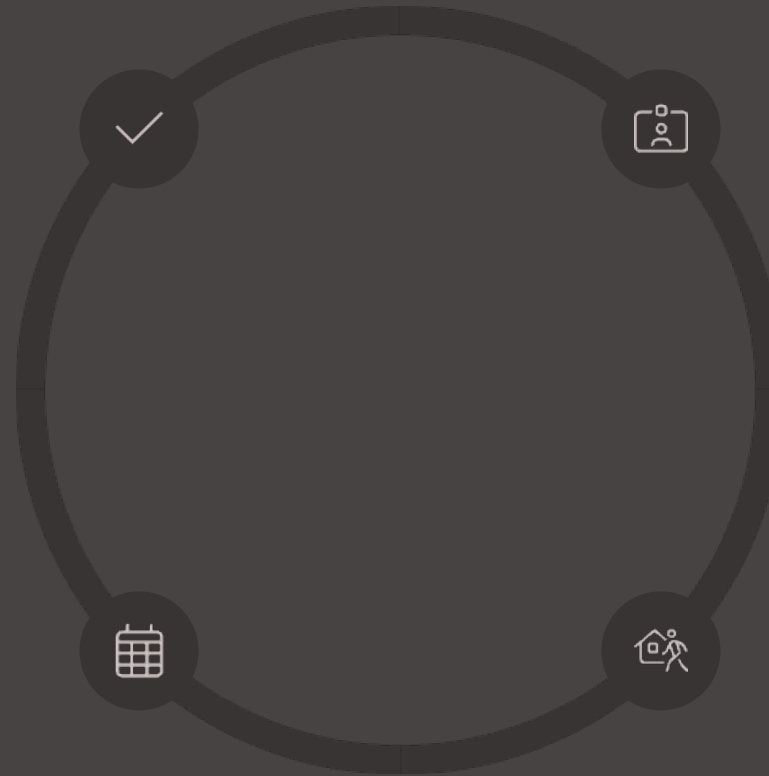
# Application Process: Finalization

## Approval Notification

Receive official confirmation of your approved residency status through the RADEX system.

## Renewal Planning

Begin preparation for your first renewal approximately 60 days before expiration.



## DNI Application

Apply for your DNI (Documento Nacional de Identidad) - Argentina's national ID card required for residents.

## Address Registration

Register your official Argentine address with migration authorities.

The finalization phase completes your transition to legal resident status. Your DNI card becomes your primary identification in Argentina, allowing you to fully integrate into daily life, access services, and establish utilities in your name and open a bank account.

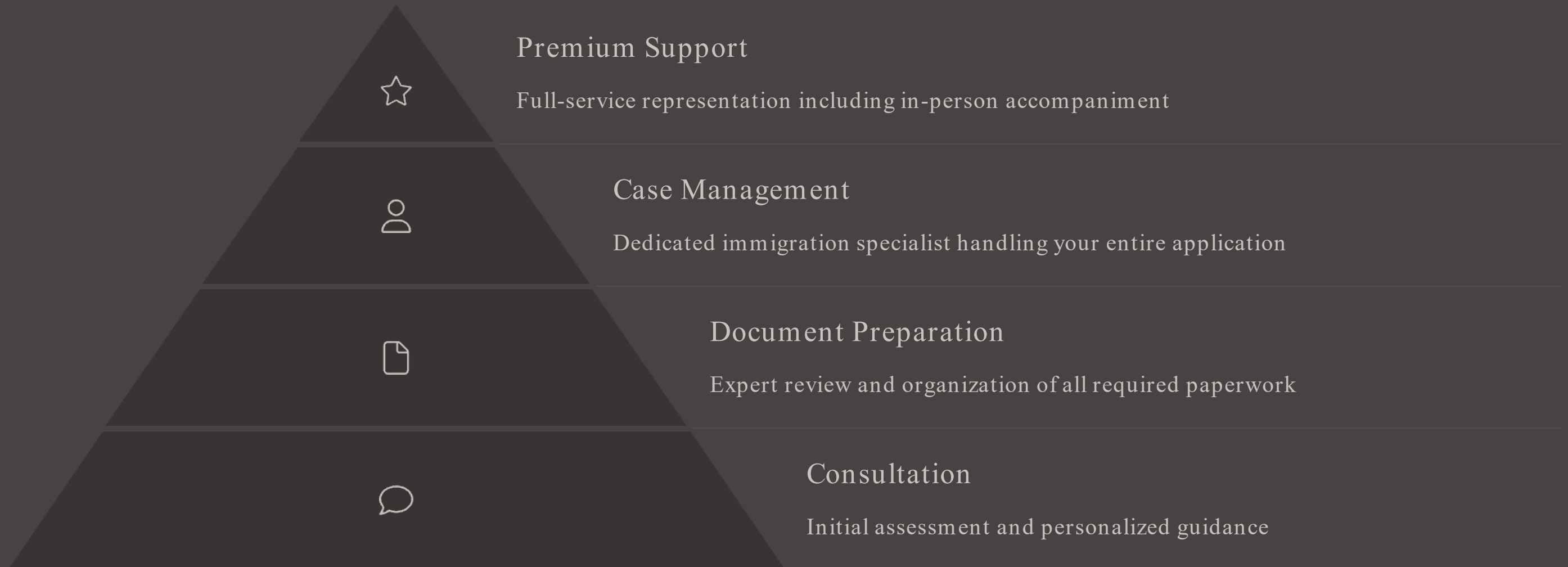
# Timeline Overview

Stage	Duration	Key Activities
Advance Document Preparation Prior to arrival	2-4 weeks	Document gathering, apostille process, financial verification
After Arrival Submission	1-2 weeks	RADEX setup, document upload, initial fee payment
Processing	1-4 months	Biometrics appointment, precarious residency issuance, case review
Finalization	1-2 months	DNI application, address registration, final documentation

The total process typically takes 3-6 months from initial preparation to receiving your DNI card. BBI Argentina professional support services streamline the process by preventing common errors and delays.



# BBI Argentina Professional Support Services



Professional support services provide peace of mind throughout the complex immigration process. With expert guidance, you can avoid common pitfalls, ensure all documentation meets strict government standards, and receive timely updates on your application status.

Services typically include translation referrals, document verification, appointment scheduling, and representation with government authorities.

# Frequently Asked Questions



## Document Preparation Help

Professional assistance includes providing certified document checklists, translation referrals, apostille verification, and pre-submission review to ensure compliance with all requirements.



## Post-Arrival Process

Upon arrival, your documents will be collected, your RADEX application filed, required appointments scheduled, and you'll receive accompaniment to immigration offices when needed.



## Problem Resolution

If issues arise, professional teams resolve documentation problems, handle government inquiries, and manage appeal processes if necessary, ensuring your application stays on track.

Many applicants have questions about the renewal process as well. Professional services include renewal reminders, assistance with address change updates, guidance on transitioning to permanent residency, and referrals to tax and legal professionals as needed.





## Contact BBI Argentina

BBI Argentina's dedicated immigration specialists are ready to guide you through every step of the process.

- Email: [info@bbiargentina.com](mailto:info@bbiargentina.com)
- Phone: +1 416) 937-1153
- Website: [www.bbiargentina.com](http://www.bbiargentina.com)